

The ChatGPT Cheat Sheet

This cheat sheet illustrates the diverse abilities of OpenAI's ChatGPT for developers and content creators to enhance their proficiency in large language model prompting across various domains including media content creation, natural language processing, and programming.

Table of Contents:

1. NLP Tasks
2. Code
3. Structured Output Styles
4. Unstructured Output Styles
5. Media Types
6. Meta ChatGPT
7. Expert Prompting



www.neuralmagic.com

1. NLP

Text Generation

Prompt: write an intro paragraph to a mystery novel

It was a dark and stormy night when the body was found. The small town of Millfield was in shock as the news spread that one of their own, local businessman, had been murdered in cold blood. The police were at a loss for leads and the residents of the town were on edge. But one person, a young and ambitious reporter, was determined to uncover the truth and find the killer. Little did she know, this case would lead her down a treacherous path of lies, deception, and hidden secrets that would shake the very foundations of the town. As she delves deeper into the investigation, she begins to realize that nothing is as it seems and that the killer may be closer than she ever imagined.

Summarization

Prompt: summarize this text: It was a dark and stormy night when the body was found. The small town of Millfield was in shock as the news spread that one of their own, local businessman, had been murdered in cold blood. The police were at a loss for leads and the residents of the town were on edge. But one person, a young and ambitious reporter, was determined to uncover the truth and find the killer. Little did she know, this case would lead her down a treacherous path of lies, deception, and hidden secrets that would shake the very foundations of the town. As she delves deeper into the investigation, she begins to realize that nothing is as it seems and that the killer may be closer than she ever imagined.

A young reporter in a small town investigates the murder of a local businessman and uncovers a web of lies, deception and hidden secrets that shake the foundations of the town. The police have no leads and the town is on edge. The reporter delves deeper into the investigation and realizes the killer may be closer than she imagined.

Open Domain Question Answering

Prompt: when did Apollo 11 land on the moon

Apollo 11 landed on the moon on July 20, 1969.

Paraphrasing

Prompt: rewrite this text: Apollo 11 landed on the moon on July 20, 1969

On July 20, 1969, the Apollo 11 mission successfully landed on the moon.

Sentiment Analysis (few-shot or zero-shot)

Prompt: I like pizza, positive

I don't like pizza, negative

sometimes, I like pizza sometimes I don't, neutral

while the movie was good, I sometimes though it was a bit dry,

neutral

Table to Text

Prompt: summarize the data in this table: I like pizza positive

I don't like bananas negative


Sometimes I like pizza but sometimes I don't neutral

While the movie in general was pretty good, I sometimes thought it was a bit dry neutral

This table contains four statements, two of them express a positive and negative opinion about two different subjects, Pizza and Bananas. Other two statements express a neutral opinion about the same subjects, Pizza and a movie.

Text to Table

Prompt: create a table from this text: create a 2 column table where the first column contains the stock ticker symbol for Apple, Google, Amazon, Meta, and the other column contains the names of the companies.



The screenshot shows a table with two columns: 'Stock Ticker Symbol' and 'Company Name'. The table is displayed on a dark background with a light-colored table border. A small green icon with a white swirl is in the top left corner, and a thumbs-up icon is in the top right corner.

Stock Ticker Symbol	Company Name
AAPL	Apple
GOOGL	Google
AMZN	Amazon
META	Meta

Token Classification (few-shot or zero-shot)

Prompt: classify the named entities in this text: George Washington and his troops crossed the Delaware River on December 25, 1776 during the American Revolutionary War.

```
George Washington: Person
Delaware River: Location
December 25, 1776: Date
American Revolutionary War: Event/War
```

Dataset Generation (few-shot or zero-shot)

Prompt: generate more datapoints from this text:

"contains no wit , only labored gags "

0 (negative)

"that loves its characters and communicates something rather beautiful about human nature "

1 (positive)

"remains utterly satisfied to remain the same throughout "

0 (negative)

```
"has a convoluted plot that fails to engage the audience"
0 (negative)
"lacks emotional depth and fails to connect with the audience"
0 (negative)
```

Machine Translation

Prompt: translate this text into Portuguese: welcome to the matrix

Bem-vindo à matriz.

2. Code

Code Generation

Prompt: show me how to make an http request in Python



You can use the `requests` library in Python to make an HTTP request. Here is an example of how to make a GET request to a website:



```
import requests

response = requests.get('https://www.example.com')

print(response.status_code) # Prints the status code of the response (e.g. 200
for success, 404 for not found)
print(response.text) # Prints the content of the response (i.e. the HTML of the
website)
```

Copy code

To make a POST request, you can use the `requests.post()` method instead of `requests.get()`. You can also include data to send in the request, like this:

```
import json

data = {'key': 'value'}
headers = {'Content-type': 'application/json'}

response = requests.post('https://www.example.com', data=json.dumps(data),
headers=headers)

print(response.status_code)
print(response.text)
```

Copy code

Code Explanation

Prompt: explain this python code:

```
from deepsparse import Pipeline
```

```
qa_pipeline = Pipeline.create(task="question-answering")
```

```
inference = qa_pipeline(question="What's my name?", context="My name is Snorlax")
```

```
>> {'score': 0.9947717785835266, 'start': 11, 'end': 18, 'answer': 'Snorlax'}
```

This code is using a library called "deepsparse" to create a pipeline for question-answering.

`from deepsparse import Pipeline` imports the "Pipeline" class from the "deepsparse" library, which allows the user to define a pipeline for a specific task like question-answering.

`qa_pipeline = Pipeline.create(task="question-answering")` creates a new pipeline object for the task of question-answering and assigns it to the variable "qa_pipeline".

`inference = qa_pipeline(question="What's my name?", context="My name is Snorlax")` is passing the values of the question and context to the pipeline object "qa_pipeline" and storing the result in a variable called "inference". The inference variable stores a dictionary containing the score of the answer, the start and end index of the answer in the context, and the answer itself. The returned output would look like `{'score': 0.9947717785835266, 'start': 11, 'end': 18, 'answer': 'Snorlax'}`

It appears that the pipeline is using some form of machine learning model to understand the question and context, and extract the answer from the context based on the question. The library "deepsparse" is meant for public use, this code is an example of how to use it to perform question-answering task.

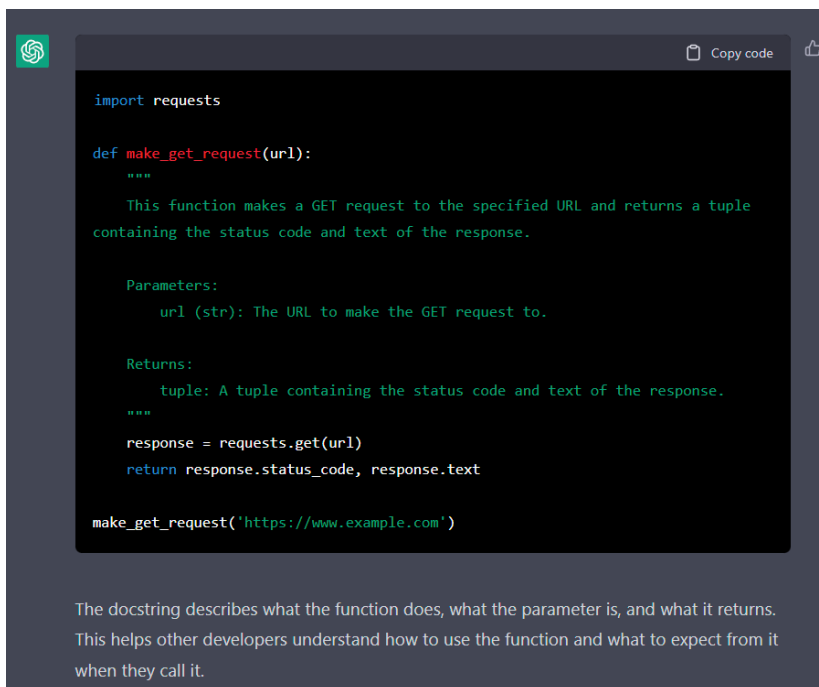
Docstrings Generation

Prompt: write a docstring description for this function:

```
import requests
```

```
def make_get_request(url):  
    response = requests.get(url)  
    return response.status_code, response.text
```

```
make_get_request('https://www.example.com')
```



The screenshot shows a code editor with a dark background. At the top left is the GitHub logo, and at the top right are icons for 'Copy code' and a thumbs-up. The code is as follows:

```
import requests  
  
def make_get_request(url):  
    """  
    This function makes a GET request to the specified URL and returns a tuple  
    containing the status code and text of the response.  
  
    Parameters:  
        url (str): The URL to make the GET request to.  
  
    Returns:  
        tuple: A tuple containing the status code and text of the response.  
    """  
    response = requests.get(url)  
    return response.status_code, response.text  
  
make_get_request('https://www.example.com')
```

Below the code, there is a paragraph of text:

The docstring describes what the function does, what the parameter is, and what it returns. This helps other developers understand how to use the function and what to expect from it when they call it.

Programming Language Conversion

Prompt: convert this code from Python to Javascript:

```
print("hello world")
```

```
console.log("hello world");
```

Data Object Conversions (JSON, XML, CSV etc.)

Prompt: convert this JSON object into XML:

```
{"Name":{"0":"John Smith","1":"Jane Doe","2":"Bob Johnson","3":"Samantha Williams"},"Age":{"0":32,"1":28,"2":45,"3":40},"Gender":{"0":"Male","1":"Female","2":"Male","3":"Female"},"Occupation":{"0":"Software Developer","1":"Data Analyst","2":"Project Manager","3":"Marketing Director"}}
```

(continued next page)



You can use the `json2xml` library in Python to convert a JSON object to XML. Here is an example of how you could do it:

```
Copy code

from json2xml import json2xml
import json

# JSON object
data = {"Name":{"0":"John Smith","1":"Jane Doe","2":"Bob Johnson","3":"Samantha Williams"},"Age":{"0":32,"1":28,"2":45,"3":40},"Gender":{"0":"Male","1":"Female","2":"Male","3":"Female"},"Occupation":{"0":"Software Developer","1":"Data Analyst","2":"Project Manager","3":"Marketing Director"}}

# Convert JSON object to XML
xml_data = json2xml.Json2xml(data).to_xml()

# Print the XML data
print(xml_data)
```

This will output an XML object that looks like this:

```
Copy code

<root>
  <Name>
    <item key="0">John Smith</item>
    <item key="1">Jane Doe</item>
    <item key="2">Bob Johnson</item>
    <item key="3">Samantha Williams</item>
  </Name>
  <Age>
    <item key="0">32</item>
    <item key="1">28</item>
    <item key="2">45</item>
    <item key="3">40</item>
  </Age>
  <Gender>
    <item key="0">Male</item>
    <item key="1">Female</item>
    <item key="2">Male</item>
    <item key="3">Female</item>
  </Gender>
  <Occupation>
    <item key="0">Software Developer</item>
    <item key="1">Data Analyst</item>
    <item key="2">Project Manager</item>
    <item key="3">Marketing Director</item>
  </Occupation>
</root>
```

Please note that this JSON object is not in the format that is easily convertible to a CSV or XML. You can use pandas library to convert JSON object to DataFrame and then to CSV or XML.

Knowledge Graph Generation

Prompt: convert this text into nodes and edges: Babe Ruth joined the New York Yankees in 1920. The Boston Red Sox sold his contract to the Yankees. He played for the Yankees from 1920 to 1934, and during that time he established himself as one of the greatest players in baseball history.

Here is an example of how the text could be converted into nodes and edges:

Nodes:

- Babe Ruth
- New York Yankees
- Boston Red Sox
- baseball history

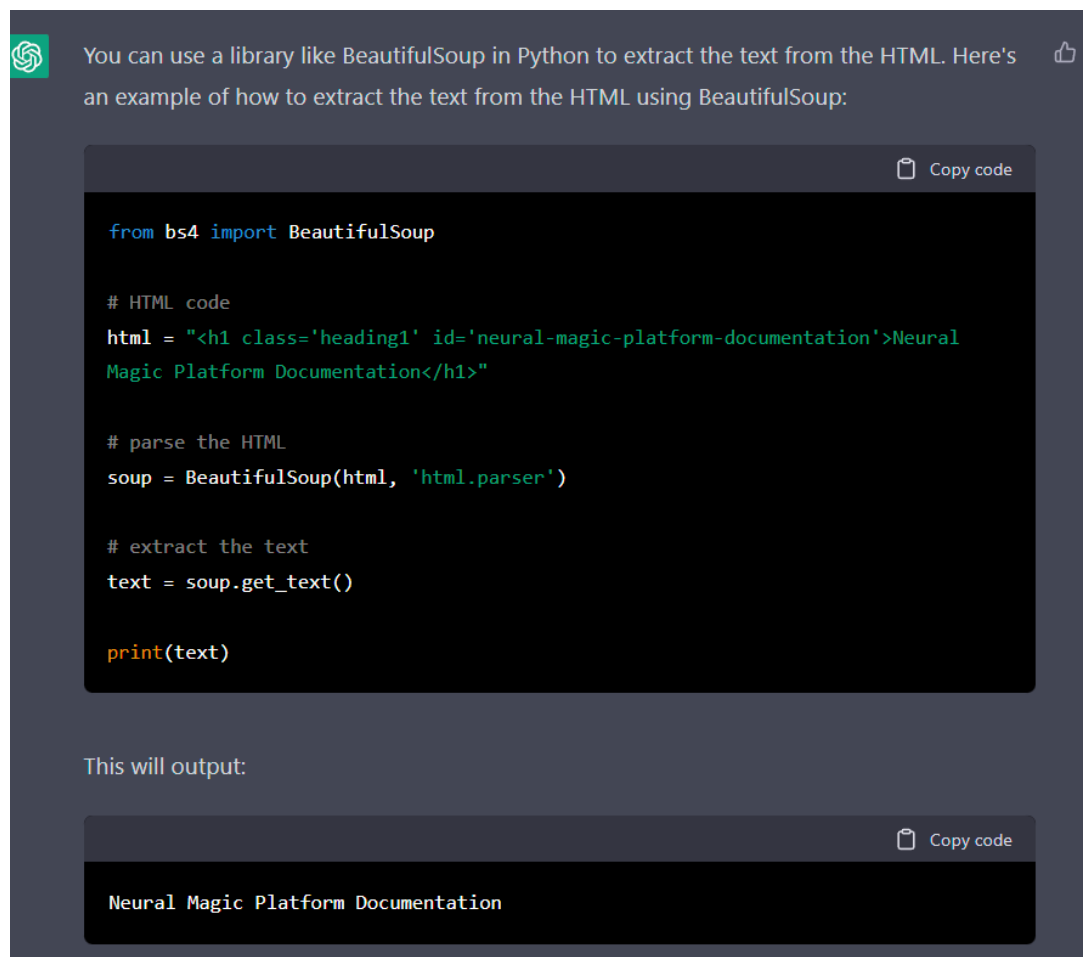
Edges:

- Babe Ruth (node) joined (edge) New York Yankees (node) in 1920 (edge property)
- Boston Red Sox (node) sold (edge) Babe Ruth's contract (edge property) to (edge) New York Yankees (node)
- Babe Ruth (node) played for (edge) New York Yankees (node) from 1920 (edge property) to 1934 (edge property)
- Babe Ruth (node) established himself as (edge) one of the greatest players (edge property) in baseball history (node)

It's important to note that, the representation of the knowledge graph can be different depending on the purpose of the graph, and depending on the data available in the text.

HTML to Text (Web Scraping)

Prompt: convert this HTML to text: `<h1 class="heading1" id="neural-magic-platform-documentation">Neural Magic Platform Documentation</h1>`



The screenshot shows a chat window with a dark background. At the top left is the OpenAI logo. The text says: "You can use a library like BeautifulSoup in Python to extract the text from the HTML. Here's an example of how to extract the text from the HTML using BeautifulSoup:". Below this is a code block with a "Copy code" button. The code is as follows:

```
from bs4 import BeautifulSoup

# HTML code
html = "<h1 class='heading1' id='neural-magic-platform-documentation'>Neural
Magic Platform Documentation</h1>"

# parse the HTML
soup = BeautifulSoup(html, 'html.parser')

# extract the text
text = soup.get_text()

print(text)
```

Below the code block, it says "This will output:" followed by another code block with a "Copy code" button. The output is:

```
Neural Magic Platform Documentation
```

3. Structured Output Styles

List

Prompt: give me a list of 5 citrus fruits

```
Here is a list of 5 citrus fruits:
```

- Oranges
- Lemons
- Limes
- Grapefruit
- Tangerines

Numbered List

Prompt: give me a numbered list of 5 citrus fruits

```
Sure, here is a numbered list of 5 citrus fruits:
```

1. Oranges
2. Lemons
3. Limes
4. Grapefruit
5. Tangerines

Headings and Subheadings

Prompt: convert this text into headings and subheadings: Babe Ruth joined the New York Yankees in 1920. The Boston Red Sox sold his contract to the Yankees. He played for the Yankees from 1920 to 1934, and during that time he established himself as one of the greatest players in baseball history.

Here is an example of how the text could be converted into headings and subheadings:

1. Introduction

- The text is about Babe Ruth and his time playing for the New York Yankees
- The text covers his move from the Boston Red Sox to the Yankees and his time playing for the team

2. Babe Ruth's move to the New York Yankees

- Babe Ruth joined the New York Yankees in 1920
- The Boston Red Sox sold his contract to the Yankees

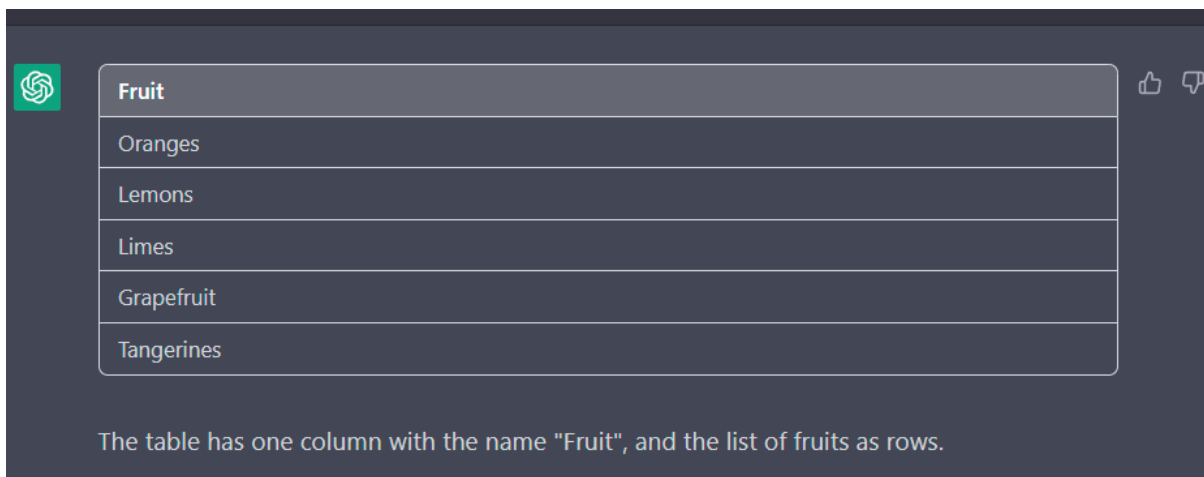
3. Babe Ruth's time with the New York Yankees

- He played for the Yankees from 1920 to 1934
- During that time he established himself as one of the greatest players in baseball history

It's important to note that the text needs to be structured and well-organized in order to create clear and meaningful headings and subheadings.

Tables

Prompt: create a table from this list: Oranges, Lemons, Limes, Grapefruit, Tangerines



The screenshot shows a chat interface with a dark background. On the left is the OpenAI logo. The main content is a table with a single column titled "Fruit". The rows contain the following items: Oranges, Lemons, Limes, Grapefruit, and Tangerines. To the right of the table are thumbs-up and thumbs-down icons. Below the table, a text box contains the following description:

The table has one column with the name "Fruit", and the list of fruits as rows.

Fruit
Oranges
Lemons
Limes
Grapefruit
Tangerines

4. Unstructured Output Styles

Narrative Modes (1st, 2nd or in the 3rd person)

Prompt: write a paragraph on how to make brownies in the 1st person

```
Hey there, I'm excited to show you how to make delicious brownies from scratch.
```

```
To make brownies, you will need the following ingredients:
```

- 1/2 cup (1 stick) of unsalted butter
- 1 cup of granulated sugar
- 2 large eggs
- 1 teaspoon of vanilla extract
- 1/2 cup of all-purpose flour
- 1/3 cup of unsweetened cocoa powder
- 1/4 teaspoon of salt

```
Here's the step by step process:
```

1. Preheat your oven to 350°F (175°C) and grease an 8-inch square baking pan.
2. Melt the butter in a saucepan over medium heat. Once melted, remove from heat and stir in the sugar.
3. Add the eggs and vanilla extract, and mix well.
4. In a separate bowl, combine the flour, cocoa powder, and salt. Gradually add this to the butter mixture, stirring until well blended.
5. Pour the batter into the prepared pan, and smooth the top with a spatula.
6. Bake for 18-20 minutes, or until a toothpick inserted into the center comes out clean.
7. Once done, remove from the oven and let it cool for a few minutes before cutting into squares and serving.

```
And there you have it, a batch of delicious homemade brownies. I recommend serving them warm with a scoop of vanilla ice cream or a drizzle of chocolate sauce. Enjoy!
```

Formal

Prompt: write a paragraph on the topic of cellular automata in a formal style

Cellular automata is a mathematical model that simulates the behavior of complex systems through the interaction of simple, locally interacting agents. This model is used to understand and predict the behavior of a wide range of systems, including but not limited to physics, chemistry, biology and computer science. The theory behind cellular automata is based on the concept of a collection of discrete cells, which can exist in a finite number of states, and whose evolution is determined by a set of rules that depend on the state of the cells and their neighbors. Its applications are varied and range from theoretical physics, to computer science, to the modeling of complex systems.

Informal

Prompt: write a paragraph on the topic of cellular automata in an informal style

Yo, have you ever heard of cellular automata? It's this really cool concept that simulates the behavior of complex systems by using simple agents that interact with each other. Basically, it's like a virtual world where little "cells" interact with each other to create different patterns and behaviors. It's used in all sorts of fields like physics, chemistry, biology and computer science. It's pretty wild to think about all the possibilities that cellular automata holds. It's not a widely known concept but It's pretty interesting once you learn about it.

Personas

Prompt: write a paragraph on the topic of cellular automata in the style of a social media influencer

Hey guys, have you heard about cellular automata? It's this super cool concept that simulates the behavior of complex systems through the interaction of simple agents. Think of it like a virtual world where tiny "cells" interact with each other to create amazing patterns and behaviors. It's like a mini universe in your computer! It's used in all sorts of fields like physics, chemistry, biology and computer science. It's so mind-blowing to think about all the possibilities that cellular automata holds. I'm obsessed and I think you will be too! #cellularautomata #science #futurism

Custom Text Manipulation

Prompt: write a paragraph on the history of the calculator, include emojis at the end of every sentence, and do not capitalize the first word in each sentence

the first calculator was invented by william ovens in 1642. it was called the "pascal calculator" and was designed to perform the four basic arithmetic operations. in the following centuries, many different types of calculators were invented, including the slide rule and the abacus. however, it wasn't until the 1970s that electronic calculators became widely available and affordable. the first electronic calculator was the "hp-35" which was introduced in 1972 by hewlett-packard. it was a scientific calculator that could perform trigonometric and logarithmic functions. 📊📈 Since then, the calculator has become an essential tool in many fields, including science, engineering, and finance. 🖥️📊 Today, we have a wide variety of calculators available, from basic models to advanced models with advanced features like graphing capabilities and programming languages. 📱🖥️

5. Media Types

Write Social Media Posts

Prompt: write a tweet on futurism

```
"Exploring the future is both exciting and daunting. From AI to biotech, advances in technology are shaping our world in ways we never thought possible. Let's embrace change and shape the future together. #futurism #technology #innovation"
```

Write Blogs

Prompt: write a blog on french cuisine

French cuisine is widely considered to be one of the most sophisticated and refined in the world. The French have a long history of culinary arts, dating back to the Middle Ages, and have developed a culinary tradition that is rich and diverse. French cuisine is characterized by its use of fresh, seasonal ingredients, expertly prepared and presented in a way that is both elegant and delicious.

One of the most recognizable elements of French cuisine is the use of sauces. French sauces are typically made with a base of butter, cream, or stock, and are flavored with herbs, spices, and other ingredients. Some of the most famous French sauces include béarnaise, hollandaise, and béchamel. These sauces are often served with meats, seafood, and vegetables and are a hallmark of French cuisine.

Another important element of French cuisine is the use of fresh, seasonal ingredients. The French are known for their commitment to using only the freshest and highest-quality ingredients in their cooking. This is why many French dishes are only available at certain times of the year, when the ingredients are at their peak.

One of the most popular types of French cuisine is 'bistro' cuisine. These are casual, friendly restaurants that serve traditional French dishes in a relaxed atmosphere. Bistro cuisine often features simple, hearty dishes such as steak frites, mussels, and ratatouille, and is a great way to experience the flavors of France.

French pastries and desserts are also famous around the world. French patisseries, or pastry shops, are known for their delicious croissants, macarons, tarts, and cakes. French desserts are often made with fresh fruits, cream, and chocolate and are a perfect way to end a meal.

In conclusion, French cuisine is a true art form, known for its sophistication and refinement. The use of fresh,

Write Emails

Prompt: write an email selling software to corporate executives

Subject: Enhance Your Business Operations with Our Innovative Software

Dear [Executive's Name],

I hope this email finds you well. My name is [Your Name], and I am reaching out to introduce you to our cutting-edge software that has the potential to revolutionize the way your business operates.

Our software is designed to streamline and automate various business processes, including but not limited to inventory management, financial forecasting, and customer relationship management. With its user-friendly interface and customizable features, it is easy for your team to navigate and tailor to your specific needs.

What sets our software apart from the competition is its ability to integrate seamlessly with other systems and platforms, allowing for smooth data transfer and real-time analysis. This results in increased efficiency, reduced errors and ultimately improved decision-making capabilities.

We understand that every business is unique, and that's why our team is dedicated to providing personalized solutions and exceptional customer service. We would love the opportunity to schedule a demo and show you how our software can benefit your business.

Please let me know if this is something that interests you and we can schedule a time that works best for you. I look forward to hearing from you soon.

Best regards,

[Your Name]

P.S. Our software comes with a 30-day free trial and flexible pricing options to fit any budget. Don't hesitate to reach out if you have any questions or concerns.

Write Poems

Prompt: write a poem about the soul and show rhyme and meter headings

The soul, a mystery deep and true
A treasure to find, a journey to pursue

Rhyme: AABB
Meter: Iambic tetrameter

It whispers to us, in the dark of the night
Guiding us towards, the path that is right

Rhyme: AABB
Meter: Iambic tetrameter

It is the essence, of who we truly are
A light that shines, from the stars

Rhyme: AABB
Meter: Iambic tetrameter

It is the music, that plays in our hearts
The rhythm that keeps us, from falling apart

Write Songs

Prompt: write a folk song about the sunset show guitar chords

Verse 1:

G C G

The sun sets in the west

G C G

And the sky turns a fiery red

G C G

I take my guitar in hand

D G C G

And play a song for the sunset show

Chorus:

C G D

Oh the sunset show

C G D

Is a sight to behold

C G D

As the day comes to a close

G C G

I'll keep playing my guitar

Write Resumes/Cover Letters

Prompt: write a software engineer resume

```
[Full Name]
[Address]
[Phone Number]
[Email Address]
```

Summary:

Highly motivated and experienced software engineer with over 5 years of experience in the industry. Strong background in full-stack development and a proven track record of delivering high-quality, reliable and maintainable code. Skilled in multiple programming languages including Java, Python, and JavaScript. Strong problem-solving and analytical skills, with a passion for learning new technologies and staying current in the field.

Education:

- Bachelor of Science in Computer Science, [University Name], [Graduation Date]
- Master of Science in Computer Science, [University Name], [Graduation Date]

Technical Skills:

- Programming Languages: Java, Python, JavaScript, C++, C#
- Web Development: HTML, CSS, React, AngularJS, Node.js
- Database: MySQL, MongoDB, Oracle
- Tools and Frameworks: Git, JIRA, Scrum, Agile
- Operating Systems: Windows, Linux, MacOS

Professional Experience:

Software Engineer, [Company Name], [Dates of Employment]

- Worked on the development of a web-based application using React, Node.js, and MongoDB.
- Collaborated with the team to design and implement new features, improve performance and fix bugs.
- Contributed to the design and implementation of the application's RESTful API.
- Assisted with the deployment of the application to the production environment.
- Participated in code reviews and provided feedback to other team members.
- Mentored junior developers and provided guidance on best practices.

Software Developer, [Company Name], [Dates of Employment]

- Worked on the development of a mobile application using Java and Android SDK.
- Collaborated with the team to design and implement new features, improve performance and fix bugs.
- Assisted with the deployment of the application to the Google Play Store.
- Participated in code reviews and provided feedback to other team members.

Additional Experience:

- Participated in various hackathons and coding competitions, winning several awards for creative and efficient solutions.
- Contributed to open-source projects on Github.

Certifications:

- Oracle Certified Professional, Java SE 11 Developer
- Microsoft Certified: Azure Developer Associate
- AWS Certified Developer - Associate

Professional Affiliations:

- Member of [Professional Organization Name]
- Member of [Professional Organization Name]

Languages:

English (native)
Spanish (fluent)

6. Meta ChatGPT

Ask ChatGPT About Its Own Capabilities

Prompt: what ways can you structure text output?


As a language model, I can structure text output in a variety of ways, including:

- Paragraphs: I can generate text in the form of multiple paragraphs, which can be useful for longer pieces of writing such as articles or essays.
- Lists: I can generate lists of items, which can be useful for creating bullet points or enumerated lists.
- Headings and subheadings: I can use headings and subheadings to organize text and make it easier to read.
- Sentences: I can generate text one sentence at a time, which can be useful for generating responses to specific questions or prompts.
- Tables: I can generate table format text, which can be useful for displaying data in a structured format.
- Poems and songs: I can structure text in rhyme and meter, which can be useful for generating creative writing like poems and songs.
- Dialogue: I can generate text in the form of a conversation or dialogue between two or more characters.

These are just a few examples of the ways that I can structure text output. The specific structure will depend on the prompt and task at hand.

Correct ChatGPT on Its Knowledge

RI what is deepsparse


 I'm not familiar with the specific term "deepsparse", but it may refer to a method or technique that combines the concepts of deep learning and sparsity. Deep learning refers to neural networks with many layers that are used for tasks such as image and speech recognition, while sparsity refers to the property of having many zero or near-zero values in a matrix or vector. Combining these two concepts could potentially lead to more efficient and effective models for certain tasks. Can you provide more context or information about what you are asking?

RI this is deepsparse: DeepSparse
An inference runtime offering GPU-class performance on CPUs and APIs to integrate ML into your application
[Documentation](#) [Slack](#) [Support](#) [Main GitHub release](#) [Contributor Covenant](#) [YouTube](#) [Medium](#) [Twitter](#)
A CPU runtime that takes advantage of sparsity within neural networks to reduce compute. [Read more about sparsification.](#)

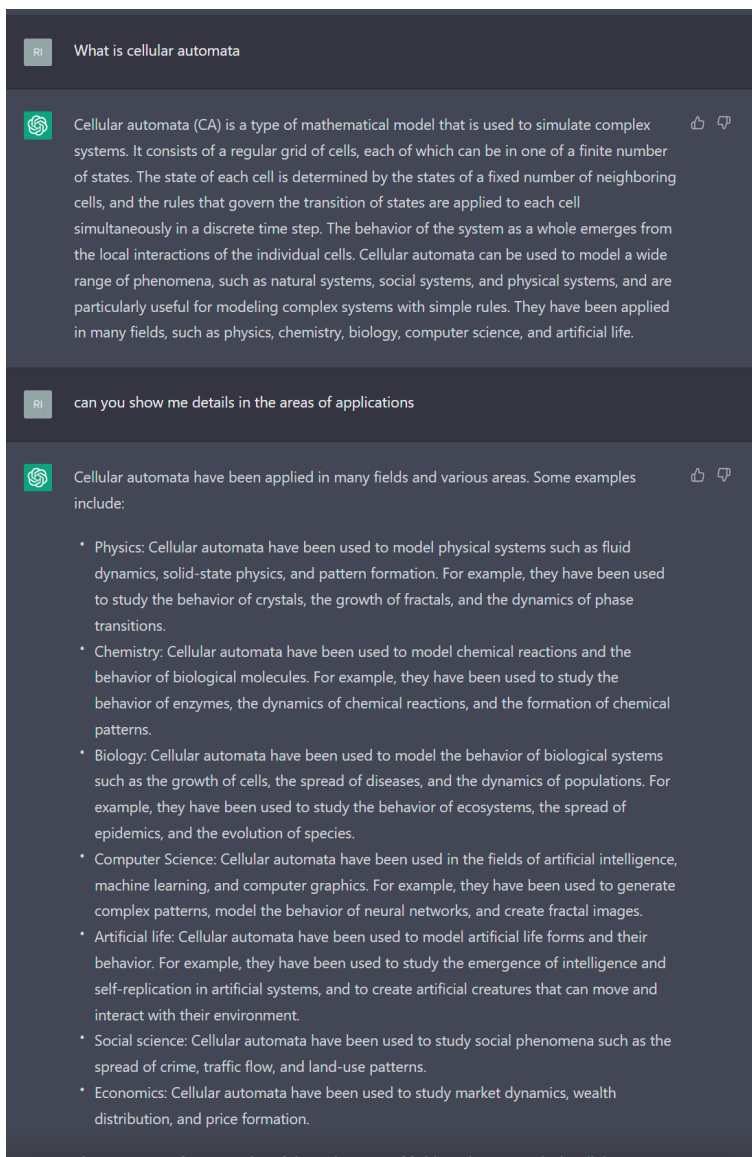
Neural Magic's DeepSparse is able to integrate into popular deep learning libraries (e.g., Hugging Face, Ultralytics) allowing you to leverage DeepSparse for loading and deploying sparse models with ONNX. ONNX gives the flexibility to serve your model in a framework-agnostic environment. Support includes PyTorch, TensorFlow, Keras, and many other frameworks.

DeepSparse is available in two editions:

DeepSparse Community is open-source and free for evaluation, research, and non-production use with our DeepSparse Community License.
DeepSparse Enterprise requires a Trial License or can be fully licensed for production, commercial applications.

 DeepSparse is a CPU runtime developed by Neural Magic that aims to take advantage of the sparsity within neural networks to reduce the computational requirements for inference. It offers GPU-class performance on CPUs and provides APIs to integrate machine learning into applications. The DeepSparse can be integrated into popular deep learning libraries such as Hugging Face and Ultralytics, and supports ONNX, which allows for flexibility in serving models in a framework-agnostic environment. PyTorch, TensorFlow, Keras, and many other frameworks are also supported. DeepSparse is available in two editions: DeepSparse Community is open-source and free for evaluation, research, and non-production use under the DeepSparse Community License; DeepSparse Enterprise requires a trial license or can be fully licensed for production, commercial applications.

Ask ChatGPT to Expand on Answers



The screenshot shows a chat interface with a dark background. At the top, a user asks "What is cellular automata". The AI responds with a detailed paragraph explaining the concept of cellular automata, including its grid structure, state transitions, and applications in various fields. Below this, the user asks "can you show me details in the areas of applications". The AI responds with a list of seven application areas: Physics, Chemistry, Biology, Computer Science, Artificial life, Social science, and Economics, each with a brief description of how cellular automata are used in that field.

RI What is cellular automata

Cellular automata (CA) is a type of mathematical model that is used to simulate complex systems. It consists of a regular grid of cells, each of which can be in one of a finite number of states. The state of each cell is determined by the states of a fixed number of neighboring cells, and the rules that govern the transition of states are applied to each cell simultaneously in a discrete time step. The behavior of the system as a whole emerges from the local interactions of the individual cells. Cellular automata can be used to model a wide range of phenomena, such as natural systems, social systems, and physical systems, and are particularly useful for modeling complex systems with simple rules. They have been applied in many fields, such as physics, chemistry, biology, computer science, and artificial life.

RI can you show me details in the areas of applications

Cellular automata have been applied in many fields and various areas. Some examples include:

- Physics: Cellular automata have been used to model physical systems such as fluid dynamics, solid-state physics, and pattern formation. For example, they have been used to study the behavior of crystals, the growth of fractals, and the dynamics of phase transitions.
- Chemistry: Cellular automata have been used to model chemical reactions and the behavior of biological molecules. For example, they have been used to study the behavior of enzymes, the dynamics of chemical reactions, and the formation of chemical patterns.
- Biology: Cellular automata have been used to model the behavior of biological systems such as the growth of cells, the spread of diseases, and the dynamics of populations. For example, they have been used to study the behavior of ecosystems, the spread of epidemics, and the evolution of species.
- Computer Science: Cellular automata have been used in the fields of artificial intelligence, machine learning, and computer graphics. For example, they have been used to generate complex patterns, model the behavior of neural networks, and create fractal images.
- Artificial life: Cellular automata have been used to model artificial life forms and their behavior. For example, they have been used to study the emergence of intelligence and self-replication in artificial systems, and to create artificial creatures that can move and interact with their environment.
- Social science: Cellular automata have been used to study social phenomena such as the spread of crime, traffic flow, and land-use patterns.
- Economics: Cellular automata have been used to study market dynamics, wealth distribution, and price formation.

7. Expert Prompting

You can use several conditions discussed in this cheat sheet to prompt ChatGPT to obtain more granular output.

Prompt ChatGPT with Simultaneous Conditions

Prompt: write a paragraph on machine learning, in the 1st person, with emojis, with headings and subheadings

```
🤖 Hi there! I'm excited to talk to you about machine learning.

🧠 Machine learning is a type of artificial intelligence (AI) that allows systems to learn and improve from experience without being explicitly programmed.

📈 It is used in a wide range of applications, such as image recognition, natural language processing, and predictive analytics.

🤖 Here's a breakdown of the different types of machine learning:

1. Supervised Learning
  • 🏠 In this type of learning, the model is trained on a labeled dataset, where the correct output is already known.
  • 💻 Common examples include identifying objects in images or spam emails.

2. Unsupervised Learning
  • 🧑‍🔬 In this type of learning, the model is not given any labeled data and must find patterns and relationships on its own.
  • 🤖 Common examples include clustering data or identifying patterns in customer behavior.

3. Reinforcement Learning
  • 🎮 In this type of learning, the model is rewarded for certain actions and learns through trial and error.
  • 🤖 This is often used in gaming and robotics.

🤖 I hope this gives you a better understanding of machine learning and its different types! Let me know if you have any questions.
```